

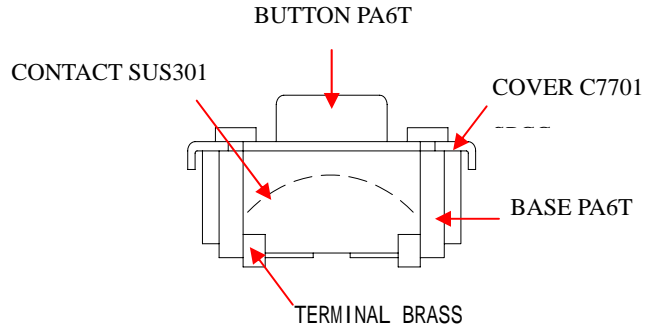


TS Series TACT SWITCH

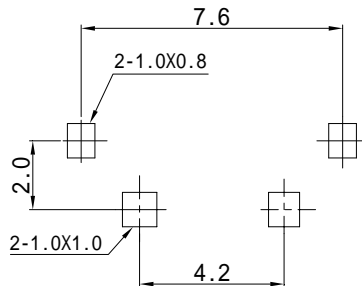
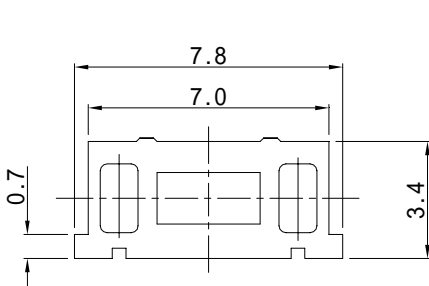
MATERIALS



TS015-01MV

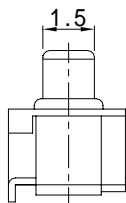
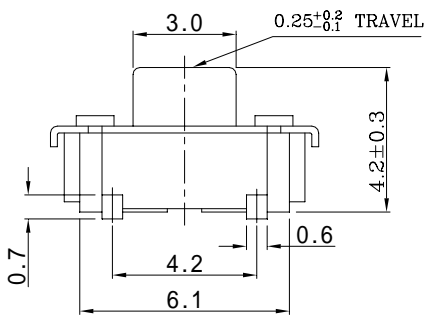
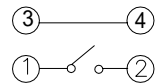


DIMENSION DRAWING



P.C.B LAYOUT

SCHEMATIC



Part NO.	OF(gf)	FP(mm)
TS015-01MV-130	130 ± 30	3.5
TS015-01MV-180	180 ± 40	
TS015-01MV-250	250 ± 50	
TS015-02MV-130	130 ± 30	4.2
TS015-02MV-180	180 ± 40	
TS015-02MV-250	250 ± 50	